

Regional Cadet Support Unit (Pacific)
PO Box 17000 Station Forces
Victoria, BC V9A 7N2

3937-1085-3 (Reg Trg)

1 Dec 23

Distribution List

WARNING ORDER
MARKSMANSHIP COMPETITIONS 2024

Ref: A. RCSU Pacific Program Operation Plan Training Year 2023-2024
B. RCSU Pacific Calendar

SITUATION

1. Regional Cadet Support Unit (Pacific) (RCSU Pacific) is mandated to conduct the Cadet Marksmanship Competition Series to provide cadets with enriched opportunities that supplement the Corps/Squadron programs.

MISSION

2. RCSU Pacific will organize an in-person stage II, zone marksmanship competition for cadets to take place in February 24. RCSU Pacific will also conduct a Stage III, Provincial Marksmanship Competition in Vernon 5-7 Apr 24.

ADMINISTRATIVE INSTRUCTIONS

3. Marksmanship competition dates are as follows:

Zone	Date	Location
West Kootenay	10 Feb 24	Trail Armoury
South Vancouver Island	10 Feb 24	676 RCACS LHQ – Sidney
Okanagan	10 Feb 24	Vernon Military Camp – G20
East Kootenay	11 Feb 24	Cranbrook Armoury or 1813 RCACC
North Vancouver Island	17 – 18 Feb 24	893 RCACS LHQ – Qualicum Beach
North – PG East	23 - 25 Feb 24	CYC – Prince George
Vancouver Fraser River	24 Feb 24	861 RCACS LHQ - Abbotsford
Vancouver Coastal	24 Feb 24	105 RCSCC or J.P. Fell Armoury
North – PG West	24-25 Feb 24	747 RCACS LHQ – Terrace
Vancouver Fraser Valley	25 Feb 24	861 RCACS LHQ - Abbotsford

4. Cadet Registration. Corps/Squadrons that wish to participate in the Stage II - Zone competition must register their cadets using the link provided below. All cadets must register by 10 Jan 24, 17 Jan 24, and 24 Jan 24, one month before their zone competition date. Regional Training will register all cadets in Fortress in their competition zone. Registration instructions are contained at Annex A.

Pacific Marksmanship Registration Form

5. Number of Teams. Corps/Squadrons with up to 60 cadets are entitled to enter one (1) team of five (5) competitors into the Zone Marksmanship Competition. Corps/Squadrons with an official population from 61 to 99 cadets may enter up to two (2) teams of five (5) competitors and Corps/Squadrons with official population of 100 or more may enter up to three (3) teams of five (5) competitors based on Fortress as of 31 Jan of the competition year.

6. Team Structure. A team consists of five (5) competitors and must have a minimum of two (2) junior competitors. A junior competitor is defined as a cadet who has not reached their 15th birthday two days after the conclusion of the National Cadet Marksmanship Championship. Even though there is no stage IV National Cadet Marksmanship Championship this year, all five RCSUs across Canada have agreed to continue to use this criterion and the cutoff date for junior competitors is 15 May 24. All other competitors are defined as open competitors.

7. Individual Competitors. If a Corps/Squadron is unable to fill a five (5) person team, up to three (3) individuals may be entered as individual competitors. Individual competitors are only allowed to be entered for Corps/Squadrons who cannot fill one full team. For example, a Corps/Squadron may not enter a five (5) person team and three (3) individuals.

8. Support Cadets. Cadets wishing to apply as Support Cadet need to register using the Marksmanship registration form as per the above instructions.

9. Coaches. A coach is defined as any member of the Canadian Armed Forces or a Civilian Instructor (CI) responsible for the activities of a team and responsible to perform coaching duties on the firing point. It is highly encouraged to utilize cadet coaches for training and competition but only one (1) adult coach per team will be allowed in the team box during the relay.

10. Courses of Fire.

- a. All members of the team will shoot at the same time from within a team box that consists of the required five (5) lanes. One coach will be permitted in the box at any given time. Corps/squadrons with more than one (1) team should bring assistant coaches or cadet coaches to manage the teams who are not on the firing line.
- b. At the Stage II Zone Competitions, competitors will have a 30 min per relay in which they will shoot two (2) targets in the prone position. Every competitor will shoot two (2) relays. The shooting position for all relays at the Stage II Zone Competitions will be prone.

11. Scoring. All target scores will be published by zone. Pins will be presented to all cadets competing after the completion of their zone competition. The top team from every zone will be selected to advance to the Stage III Provincial Competition. Four (4) wildcard teams, as well as the top ten (10) individual competitors will be identified from the scores of those not already selected to advance.

12. The date and location for the Provincial Marksmanship Competition are as follows:

Activity	Date	Location
Provincial Marksmanship Competition	5 – 7 Apr 24	G20, Vernon Military Camp

13. Contact Information. The Competition Coordinator for marksmanship is Capt Ken Russell, Regional Training Officer, Inquiries or returns can be directed as follows:

- a. Email: RCSUPac.RegionalTraining+Marksmanship@cadets.gc.ca or Kenneth.Russell@cadets.gc.ca;
- b. Office Phone: (250) 363-0937

N. Shim
Maj
OC Reg Trg

Annex A – Marksmanship Registration Form Guide

Distribution List

Action

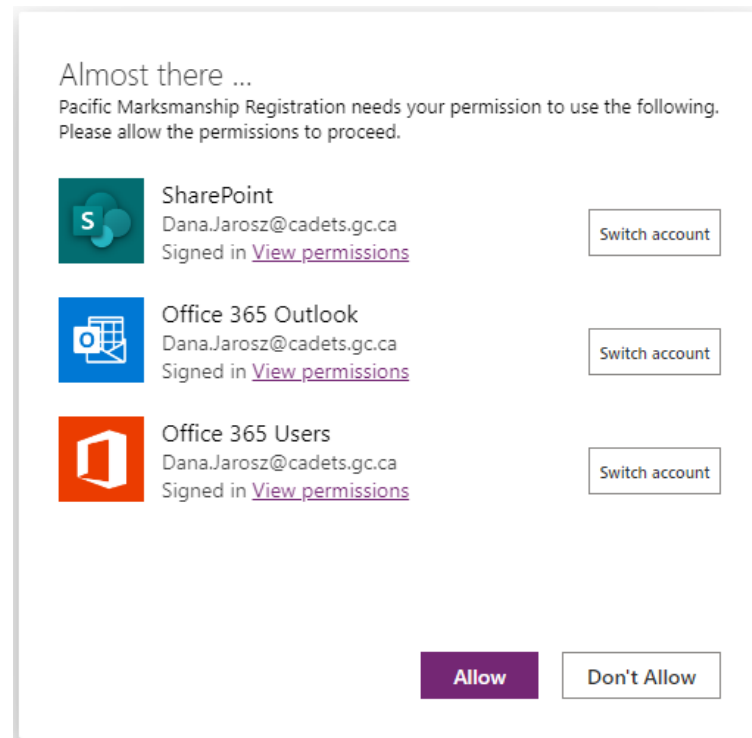
All Pacific Region Cadet Corps/Squadrons

Information

RCSU//DCO/COS/RCWO/Area OC/Zone Trg O/PAO/ROCC/RMLO/J35/J4/RCSU Pacific
Central Registry/

Annex A – Marksmanship Registration Form Guide

1. Please visit the [Marksmanship Registration Form](#) on Cadet365 to Register.
2. If you encounter the following screen (with your Email Listed), please press allow:



Annex A – Marksmanship Registration Form Guide

3. Select your Corps/Sqn, Enter your Team Coach/Contact Officer;

CADET365 | Power Apps | Pacific Marksmanship Registration | Share | Justason Capt BFW

RCSU (Pacific) Marksmanship Registration Form

Clear/Reset

Corps/Sqn: Select your Corps/Sqn (Corps/Sqn Required)

Coach/Contact Officer: Capt C. Bloggins (Contact Officer Required)

Team: A

Comp Age Calculation Date: 5/15/2024

IMPORTANT! Fill Out All Team Members BEFORE Pressing Submit

Team	Shooter	* CIN	* Surname	* Given Name	* D.O.B
A	1	2214678	Baggins	Frodo	2004-12-31
A	2	1912333	Gamgee	Samwise	2004-12-31
A	3				2004-12-31
A	4				2004-12-31
A	5				2004-12-31

Submit

Annex A – Marksmanship Registration Form Guide

4. Select your Team as follows:
 - a. A – first team of 5
 - b. B – second team of 5
 - c. C – Third team of 5
 - d. Individual (for teams of 3 or less)
 - e. Support Cadets

The screenshot shows the 'Registration Form' interface. At the top right is a red 'Clear/Reset' button. Below the title bar, there are three main sections: 'Team' with a dropdown menu, 'Comp Age Calculation Date' with the value '5/15/2024', and a 'Submit' button. The 'Team' dropdown menu is open, showing options: 'A', 'B', 'C', 'Individual', and 'Support Cadet'. A yellow banner with the text 'BEFORE Pressing Submit' is visible across the middle of the form. There are also date pickers for '31' and '2004-12-31'.

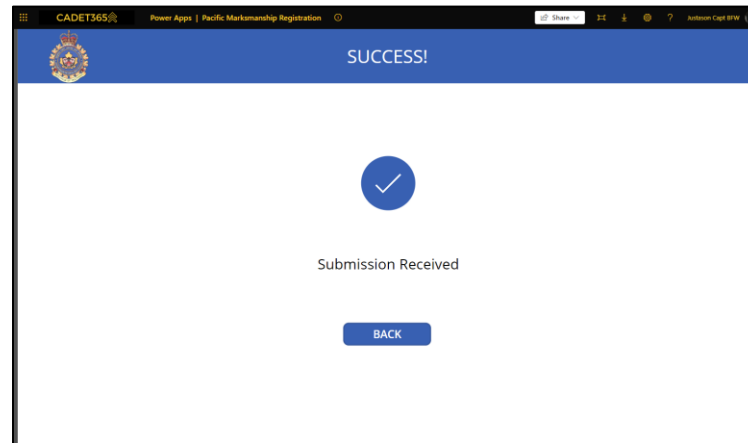
5. Fill in lines 1 – 5 for the entire team. If your team only has 4 members, fill 1-4, etc.

The screenshot shows the 'RCSU (Pacific) Marksmanship Registration Form' interface. At the top right is a red 'Clear/Reset' button. Below the title bar, there are four main sections: 'Corps/Sqn' with a dropdown menu, 'Coach/Contact Officer' with the value 'Capt C. Bloggins', 'Team' with a dropdown menu, and 'Comp Age Calculation Date' with the value '5/15/2024'. A yellow banner with the text 'IMPORTANT! Fill Out All Team Members BEFORE Pressing Submit' is visible across the middle of the form. Below this, there is a table with columns: Team, Shooter, * CIN, * Surname, * Given Name, and * D.O.B. The table contains five rows of data for Team B. A 'Submit' button is located at the bottom right of the table.

Team	Shooter	* CIN	* Surname	* Given Name	* D.O.B
B	1	1111111	Russell	Ken	2008-02-20
B	2	2222222	Justason	Brad	2004-01-14
B	3	3333232	Jarosz	Dana	2011-05-10
B	4	4444444	Dalgeish	Blake	2009-07-10
B	5	5555555	Shim	Nicole	2006-11-11

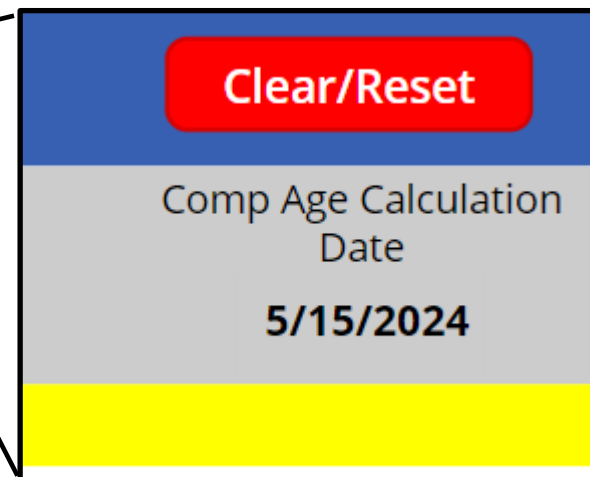
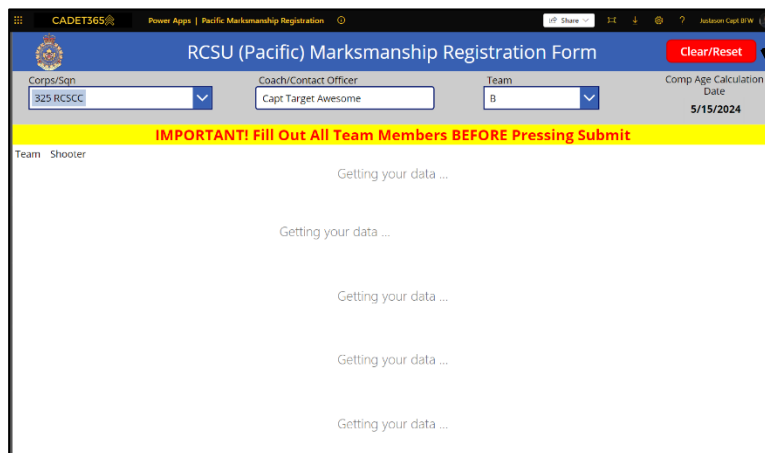
Annex A – Marksmanship Registration Form Guide

6. Press Submit and wait for the “Success” Message!



7. Press Back. If you have finished registering please close the Window.

8. To Register another Team, Press Clear/Reset



9. Return to Step 3, and Register your next Team!

10.